

Chapter 10 Triads

In this chapter you will:

1. Identify major and minor triads
2. Write major and minor triads
3. Identify all four types of triads
4. Identify triads by sound and write triads given the root
5. Identify triads with key signatures
6. Write triads given the third or fifth
7. Review the four triads

10.1 Identify major and minor triads

	<table border="1" style="margin-left: auto; margin-right: auto;"> <thead> <tr> <th colspan="2"></th> <th colspan="2" style="text-align: center;">type of triad</th> </tr> <tr> <th colspan="2"></th> <th style="text-align: center;">major</th> <th style="text-align: center;">minor</th> </tr> </thead> <tbody> <tr> <td rowspan="3" style="vertical-align: middle;">interval {</td> <td style="text-align: center;">top 3rd</td> <td style="text-align: center;">minor</td> <td style="text-align: center;">major</td> </tr> <tr> <td style="text-align: center;">bottom 3rd</td> <td style="text-align: center;">major</td> <td style="text-align: center;">minor</td> </tr> <tr> <td style="text-align: center;">5th</td> <td style="text-align: center;">perfect</td> <td style="text-align: center;">perfect</td> </tr> </tbody> </table>			type of triad				major	minor	interval {	top 3rd	minor	major	bottom 3rd	major	minor	5th	perfect	perfect
		type of triad																	
		major	minor																
interval {	top 3rd	minor	major																
	bottom 3rd	major	minor																
	5th	perfect	perfect																

- A chord is three or more notes played together.
 - A triad is a three note chord which is written in thirds.
 - There are four types of triads. This worksheet presents two of these:
 - A major triad has a major third on the bottom and a minor third on top.
 - A minor triad has a minor third on the bottom and a major third on top.
- The 5ths, from the bottom notes to the top notes, in both triads are perfect, so 5ths cannot be used to distinguish these two triads.
 “Major” and “minor” are used to describe both intervals and triads.
 Major and minor triads are named after their bottom thirds.

1. IDENTIFY the bottom third of the triad as major or minor.

2. IDENTIFY the top third of the triad as major or minor.

3. IDENTIFY the triad as major or minor.

10.2 Write major and minor triads

Problem: Write a major triad above this root.

Step 1 Step 2 Step 3

→ maj 3rd → min 3rd

- The bottom note of a triad is called the root.
- To write major and minor triads given the root:
 1. First write two noteheads above the root in thirds.
 2. Alter the middle note if necessary to make the bottom third major (for a major triad), or minor (for a minor triad).
 3. Alter the top note if necessary to make the top third minor (for a major triad), or major (for a minor triad).

1. WRITE major triads above these roots.

Example

2. WRITE minor triads above these roots.

Example

3. WRITE triads on the bottom staff as indicated.

When John-ny comes march-ing home a-gain, Hur-rah, Hur-rah.

min maj maj maj min

This phrase can be played as a duet.

10.3 Identify all four types of triads

		TYPE OF TRIAD (with distances in half-steps)			
		Major	Minor	Diminished	Augmented
Interval:	Top 3rd	minor (3)	major (4)	minor (3)	major (4)
	Bottom 3rd	major (4)	minor (3)	minor (3)	major (4)
	5th	perfect	perfect	diminished	augmented

- Diminished triads have two minor thirds and a diminished fifth.
- Augmented triads have two major thirds and an augmented fifth.
- Diminished and augmented triads are named after their fifth. (Recall that major and minor triads are named after their bottom third.)
- All four types of triads can be distinguished by their thirds alone.
Recall that minor thirds are 3 half-steps and major thirds are 4 half-steps.

1. MEMORIZE the chart above.

2. IDENTIFY these triads BY COUNTING half-steps on the keyboard below.

Example

Aug

3. IDENTIFY the triads on the bottom staff.

10.4 Identify triads by sound and write triads given the root

- To identify triad types by their sound, these associations might be helpful:
 - Major: Birthday party
 - Diminished: Halloween
 - Minor: Funeral
 - Augmented: Science Fiction Film
 - Recall from worksheet 10.2 to write the noteheads in thirds before altering notes.
-

1. IDENTIFY triad types played by your teacher or friend.

2. WRITE triads above these roots.

Example

A musical staff in G major showing six major triad roots. The notes are G, A, B, C, D, and E. Each note is followed by the label 'maj'.

maj maj maj maj maj maj

Example

A musical staff in G minor showing six minor triad roots. The notes are G, A, B \flat , C, D, and E \flat . Each note is followed by the label 'min'.

min min min min min min

Example

A musical staff in G minor showing six diminished triad roots. The notes are G, B \flat , D, A, C, and E \flat . Each note is followed by the label 'dim'.

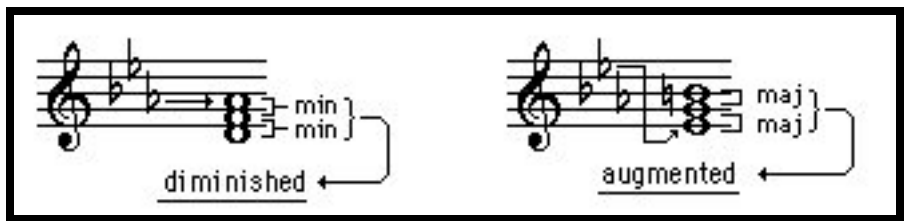
dim dim dim dim dim dim

Example

A musical staff in G major showing six augmented triad roots. The notes are G, A, B, C \sharp , D \sharp , and E \sharp . Each note is followed by the label 'aug'.

aug aug aug aug aug aug

10.5 Identify types of triads with key signatures



- Recall that the key signature will affect some notes on the staff.

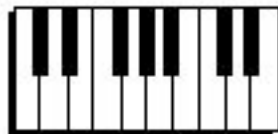
IDENTIFY these triads.







This keyboard is not the same as that on page 23.



10.6 Write triads given the 3rd or 5th

Problem: Complete this triad

Step 1

Step 2a

Step 2b

- The middle note of a triad is called the 3rd. It is a 3rd above the root.
- The top note of a triad is called the 5th. It is a 5th above the root.
- To write a triad given the 3rd or 5th:
 1. Write the noteheads in 3rds. At least one notehead will be below the given note.
 2. Figure out major and minor thirds starting from the given note, not the root. Do not change the given note.

COMPLETE these triads. The given notes are either 3rds and 5ths.

major major major major major

minor minor minor minor minor

diminished diminished diminished diminished diminished


augmented augmented augmented augmented augmented

10.7 Review triad types


1. COMPLETE this chart.

		type of triad			
		major	minor	diminished	augmented
interval	top 3rd			minor	
	bottom 3rd				
	5th				

2. IDENTIFY these triads.




3. WRITE triads above these roots.



minor augmented diminished augmented

4. WRITE these triads given the 3rd or 5th.



major diminished augmented minor

5. IDENTIFY these triads.



